



# Planning Consultancy Track Record

Your partners in property



# Knight Frank London Planning

Founded in 1896 and headquartered in London, Knight Frank is one of the world's leading independent real estate consultancies with 72 offices across the UK.

Our specialist town planning teams operate from London, Birmingham and Bristol, delivering comprehensive multidisciplinary property consultancy services nationwide.

The London Planning team sits within Residential Development and Land, working seamlessly alongside our market-leading practices in development strategy and finance, living sector capital markets, agency and research. This integration enables us to provide commercially astute, market-informed advice that spans the full spectrum of property sectors.

We deliver best-in-class planning consultancy across commercial and residential development, serving landowners, developers, house builders, private investors, public bodies and local authorities throughout London, the South East and beyond.

We advise on all aspects of town planning, including residential development and purpose-built assets, estate regeneration and strategic land promotion, new towns and garden villages, business parks and offices, and retail and town centres.

Whether your project is large or small, you can expect the same commitment to excellence and depth of insight that has defined Knight Frank for more than a century.



**Chris Benham**

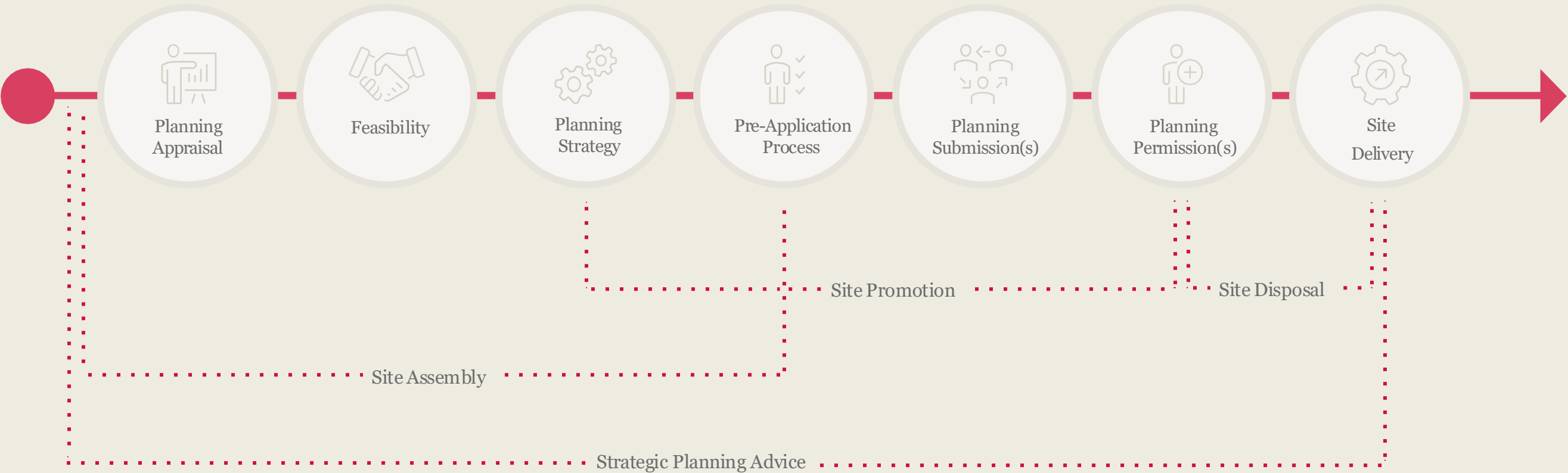
Head of Planning -  
London and South East

[chris.benham@knightfrank.com](mailto:chris.benham@knightfrank.com)



# Our Services

- ❖ Pre-acquisition due diligence
- ❖ Site appraisals & risk assessment
- ❖ Planning & development strategies
- ❖ Portfolio reviews & repurposing strategies
- ❖ Asset management planning
- ❖ Planning policy representations & site promotion
- ❖ Planning applications
- ❖ Listed building consents
- ❖ Authority liaison (LPA & GLA)
- ❖ Development implementation – discharge of conditions and obligations
- ❖ Planning appeals
- ❖ General planning consultancy advice

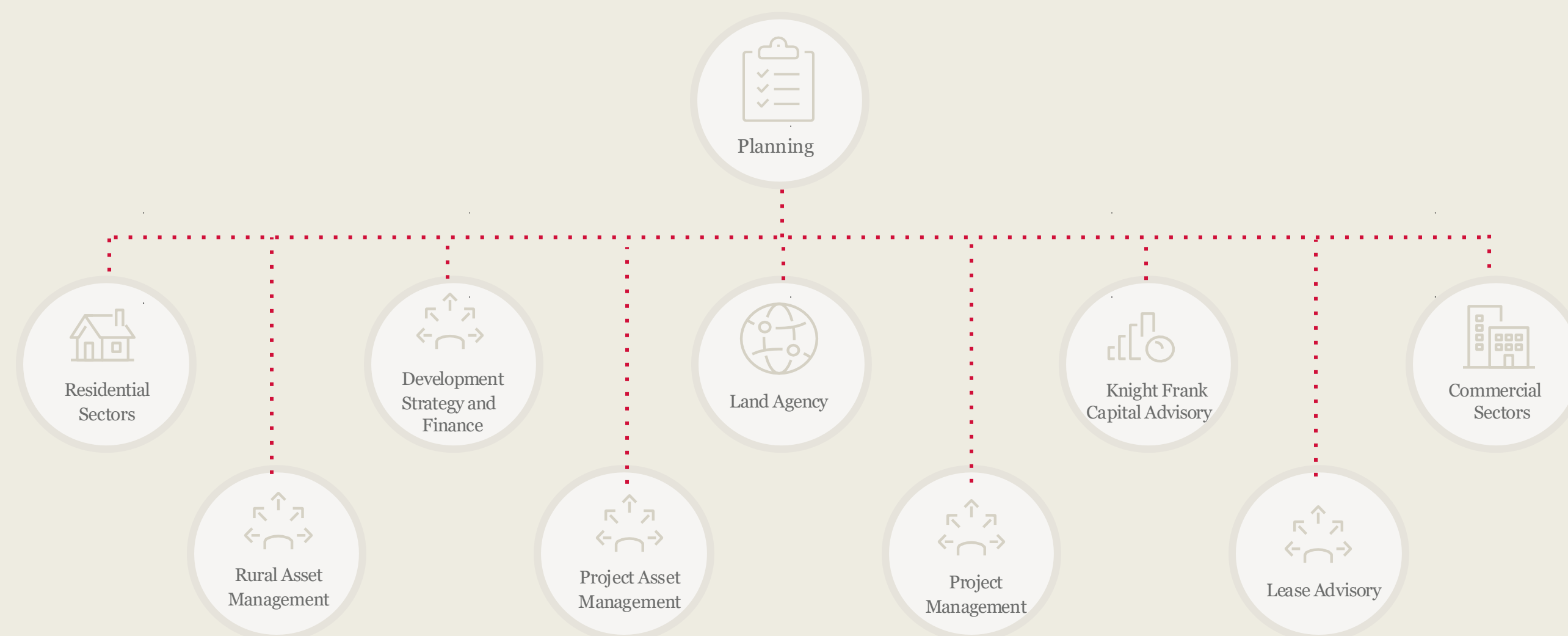




# Our Sectors and Connected Service Lines

- ❖ Urban residential
- ❖ Student accommodation
- ❖ Co-living
- ❖ Business space
- ❖ Build to Rent (single & multi-family)
- ❖ Care & health facilities
- ❖ Commercial asset enhancement & repurposing
- ❖ Mixed-use development

- ❖ Senior living
- ❖ Hotels, aparthotels & serviced accommodation
- ❖ Strategic land & local plan promotion





# Why partner with us on planning

Our approach integrates planning strategy with deep market insight and collaborative problem-solving, ensuring your development ambitions are realised efficiently and effectively from concept to completion.

## End-to-end support

We create agile strategies and lead on planning permission negotiations from submission through to determination, delivery and site repositioning.

## A strong core

Our team’s collaborative spirit ensures we apply the right expertise to the right projects, solving complex challenges and minimising risks.

## A complimentary network

We work closely with our Residential and Commercial divisions, and are fully integrated into our Development Land team to optimise opportunities.





# Notable Projects



# Notable Projects



## Britannia Street, WC1

121 beds and community space

**Location:** LB Camden

**Client:** Curlew Developments

**Sector:** Student Accommodation



## Parkhill Estate, SW4

356 beds and community space

**Location:** Sheffield City Council

**Client:** Alumno / Urban Splash

**Sector:** Student Accommodation



## Stour Road, E3

204 PBSA bedspaces and commercial floorspace and public realm improvements

**Location:** LLDC / LB Tower Hamlets

**Client:** Firethorn Trust

**Sector:** Student Accommodation



## Stratford High Street, E15

465 beds and commercial/700 beds and commercial

**Location:** LLDC / LB Newham

**Client:** Dominus

**Sector:** Student Accommodation



## Marshgate Lane, E15

316 beds and community space

**Location:** LLDC

**Client:** Alumno and Hurlington

**Sector:** Student Accommodation



## Duncan House E15

511 beds and 44 residential apartments

**Location:** LLDC

**Client:** Watkin Jones Group

**Sector:** Student Accommodation



# Notable Projects



Aston Grange,  
E17

90 co-living units

**Location:** LB Walthamstow

**Client:** London Green

**Sector:** Co-living



Hurlingham Road,  
SW6

81 bed care home

**Location:** LB Hammersmith and Fulham

**Client:** Care Concern Group

**Sector:** Care



Lewisham House,  
SE13

370 Co-living units

**Location:** LB Lewisham

**Client:** Salute Fo

**Sector:** Co-living



Tribu,  
KT2

Broadening of existing co-living consent

**Location:** LB Kingston

**Client:** Eurofund

**Sector:** Co-living



# Notable Projects



The Gantry,  
E20

304 beds, C1

**Location:** LLDC / LB Newham

**Client:** Times Two Securities Limited  
(Adagio and Hilton)

**Sector:** Hotels



The Atrium,  
M1

120 bed hotel

**Location:** Manchester City Council

**Client:** SACO

**Sector:** Hotels



Bayham Street,  
NW1

67 bed hotel

**Location:** LB Camden

**Client:** RE Capital

**Sector:** Hotels



Broken Wharf,  
EC4

113 bed hotel

**Location:** City of London

**Client:** SACO / Edyn

**Sector:** Hotels



Buckle Street,  
E1

103 bed hotel

**Location:** LB Tower Hamlets

**Client:** Saco

**Sector:** Hotels



Black Lion House,  
E1

280 bed hotel

**Location:** LB Tower Hamlets

**Client:** Resolution Property UK

**Sector:** Hotels



# Notable Projects



Premier Inn, Barnet,  
EN5

100 bed hotel

**Location:** LB Barnet

**Client:** Locate Development

**Sector:** Hotels



Stratford Ibis,  
E15

77 bed hotel

**Location:** LB Newham

**Client:** Accor Invest

**Sector:** Hotels



160 – 170 Cannon  
Street Road, E1

60 bed hotel

**Location:** LB Tower Hamlets

**Client:** Private Client

**Sector:** Hotels



Aylesbury Estate,  
SE17

c.3,500 units, Estate Regeneration

**Location:** LB Southwark

**Client:** Notting Hill Genesis

**Sector:** Partnership / Public Sector



Charlton & Albany House,  
TW8

209 affordable homes, 1,109 sq m  
flexible commercial floorspace

**Location:** LB Hounslow

**Client:** LB Hounslow

**Sector:** Partnership / Public Sector



Juniper House,  
E17

91 residential units, C3

**Location:** LB Waltham Forest

**Client:** Waltham Forest Capital Projects

**Sector:** Partnership / Public Sector



# Notable Projects



## Fosters Estate, NW4

217 residential units, including 75 extra care

**Location:** LB Barnet

**Client:** Barnet Council

**Sector:** Partnership / Public Sector



## Palace Court Road, W2

4 family size units

**Location:** City of Westminster

**Client:** Robelia

**Sector:** London residential



## Dufferin Street, EC1

43 units

**Location:** LB Islington

**Client:** Pedion / Glade Capital

**Sector:** London residential



## 154 – 158 Cannon Street Road, E1

3 units

**Location:** LB Tower Hamlets

**Client:** Private Client

**Sector:** London residential



## Tower Bridge Road, SE1

9 units

**Location:** LB Southwark

**Client:** Glade Capital

**Sector:** London residential



# Notable Projects



## Leegate Shopping Centre, SE12

562 units, 3,738 sq m, C3 and  
E/F2/Sui Generis

**Location:** LB Lewisham

**Client:** Galliard Homes

**Sector:** London residential



## Master Brewer, UB10

514 homes and flexible  
commercial units

**Location:** LB Hillingdon

**Client:** Inland Homes

**Sector:** London residential



## Quayside Quarter, UB2

c.30,000 sq m of creative industrial  
floorspace, c.2,000 residential units  
inc. 35% affordable housing

**Location:** LB Ealing

**Client:** Galliard Homes

**Sector:** London residential



## Chequers Lane, RM9

70 units

**Location:** LB Barking and Dagenham

**Client:** Telereal Trillium

**Sector:** London residential



## Fish Island, E3

145 units

**Location:** LLDC

**Client:** Telereal Trillium

**Sector:** London residential



## Parkhouse Street, SE5

100 units

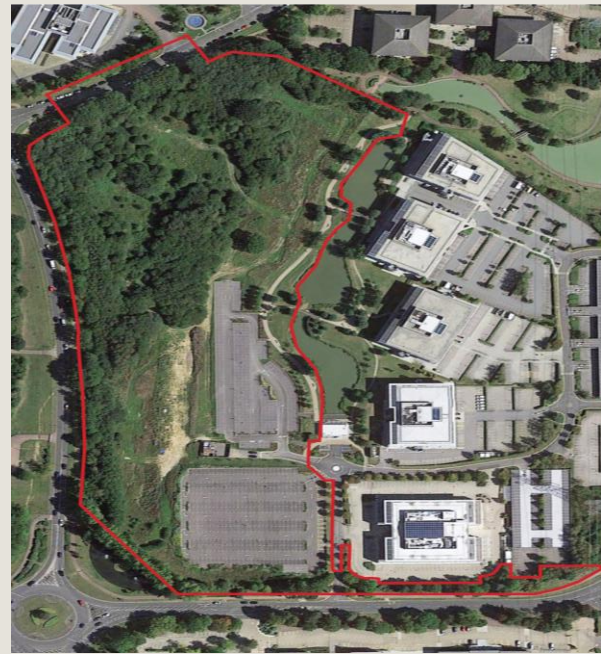
**Location:** LB Southwark

**Client:** Dolphin Living

**Sector:** London residential



# Notable Projects



## Solent Business Park, PO15

20,000 sq m of mixed use – commercial and leisure

**Location:** Winchester City Council

**Client:** Kennedy Wilson

**Sector:** Business space



## Butterfield Business Park, LU2

49,525 sq ft of wider business park

**Location:** Luton Borough Council

**Client:** Henry Boot

**Sector:** Business space



## Southend Business Park, SS4

1,000,000 sq ft, B1/B2/B8/C1/A3

**Location:** Southend-on-Sea City Council

**Client:** Henry Boot

**Sector:** Business space



## Two Gresham Street, EC2

177,000 sq ft and 4,000 sq ft communal terrace and private garden

**Location:** City of London

**Client:** St Martins Property Group

**Sector:** Business space



## 7 Northumberland Street, WC2

22,100 sq ft high quality office space

**Location:** City of Westminster

**Client:** Atlas Property

**Sector:** Business space



## 14 Windmill Street, W1T

29,000 sq ft office and amenity space

**Location:** LB Camden

**Client:** Bramblewell Limited

**Sector:** Business spacesqft



# Insights backed by data

**We believe data is key.**

That's why our team are at the forefront to help our clients make the most informed strategic decisions.

Alongside our unparalleled access to data, we are the key market commentators, providing the highest quality, forward-thinking insights.

The consultancy work carried out for our clients spans the full suite of living sector asset classes. We have provided impartial, bespoke research to all major financial institutions, developers and public sector bodies active in the sector.







Your partners in property