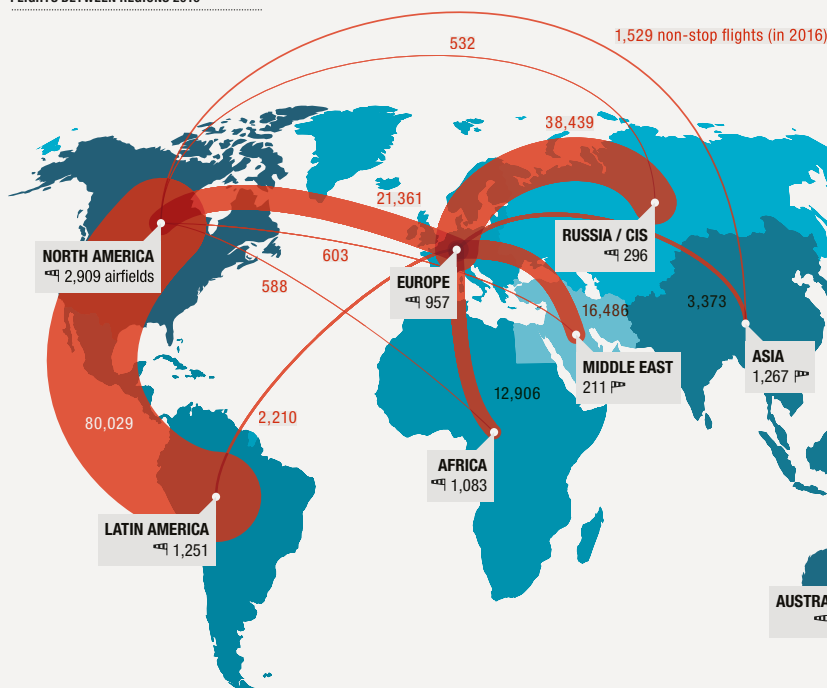


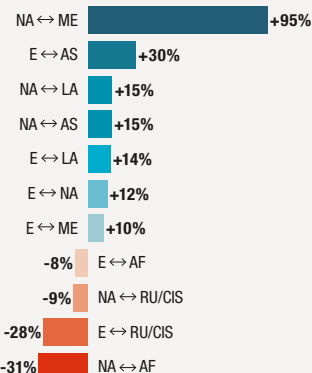
FREQUENT FLYERS

Global and regional private jet traffic*

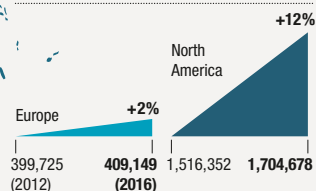
FLIGHTS BETWEEN REGIONS 2016



REGIONAL FLIGHT GROWTH 2012 - 2016



PRIVATE JET FLIGHTS WITHIN REGIONS (GROWTH 2012-2016)



SELECTED COUNTRY-TO-COUNTRY ROUTES

ROUTE (BOTH DIRECTIONS)	TOTAL FLIGHTS IN 2012	TOTAL FLIGHTS IN 2016	5-YEAR GROWTH	GLOBAL RANK	
				TOTAL FLIGHTS	5-YEAR GROWTH
US ↔ US	141,609	1,601,395	13%	1	370
MEXICO ↔ US	19,556	26,750	37%	5	175
UK ↔ UK	21,467	21,897	2%	7	493
BAHAMAS ↔ US	17,980	20,507	14%	8	366
FRANCE ↔ RUSSIA	6,301	4,879	-23%	27	744
CUBA ↔ US	63	904	1,335%	111	1
NIGERIA ↔ UK	453	369	-19%	221	707
ISRAEL ↔ US	135	368	173%	223	14
MALTA ↔ RUSSIA	39	120	208%	450	10
RUSSIA ↔ UKRAINE	4,976	68	-99%	585	940

SELECTED AIRPORT-TO-AIRPORT ROUTES

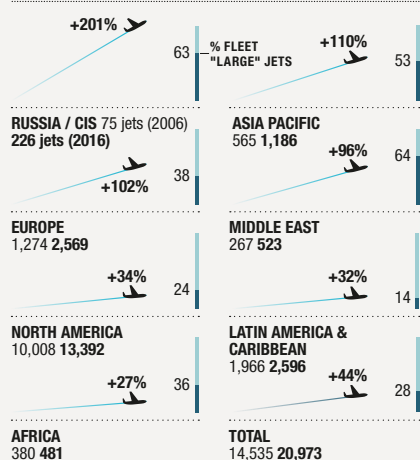
FLIGHTS (ONE WAY)	TOTAL FLIGHTS IN 2012	TOTAL FLIGHTS IN 2016	5-YEAR GROWTH	GLOBAL RANK	
				TOTAL FLIGHTS	5-YEAR GROWTH
LA Van Nuys → Las Vegas McCarran	1,990	2,202	11%	1	7,335
NY Teterboro → Washington Dulles	2,130	2,175	2%	3	8,893
Miami Palm Beach → Teterboro New York	1,617	1,810	12%	6	7,162
Geneva Airport → Paris Le Bourget	1,808	1,640	-9%	9	10,938
Nice Côte d'Azur → Paris Le Bourget	928	1,010	9%	32	7,667
Nice Côte d'Azur → Moscow Vnukovo	1,065	885	-17%	41	12,157
London Luton → Paris Le Bourget	660	745	13%	62	7,035
Monterrey G M Escobedo → S Antonio Texas	107	480	349%	140	27
Istanbul Atatürk → London Luton	47	51	9%	6,874	7,743
Caracas Simón Bolívar → Miami Palm Beach	102	22	-78%	14,804	15,472

FLEET MANAGEMENT

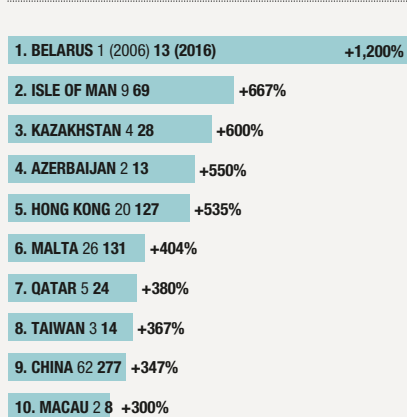
Global distribution of private jets**

Source: WINGX Notes: Data includes all flights covered by European or North America air traffic control. *Routes with over 10 flights.

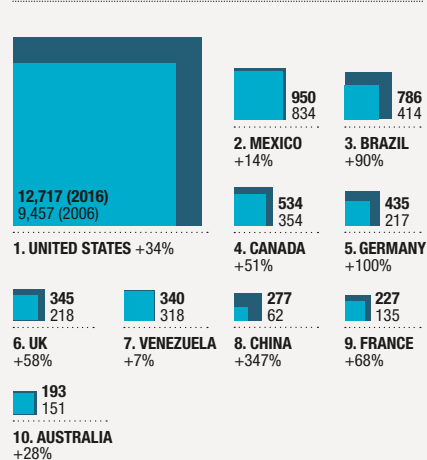
REGIONAL OWNERSHIP GROWTH



TOP 10 COUNTRIES BY OWNERSHIP GROWTH



TOP 10 COUNTRIES BY JET NUMBERS



**Location of operational management Source: JETNET